

2022 Stationery Requirements for all Students

All students at Good Counsel College must have the following essential items:

➤ **One well-stocked pencil case containing the following:**


- | | |
|--|--|
| <input type="checkbox"/> 3 Black / 3 blue / 3 red pens | <input type="checkbox"/> 2HB Pencils / sharpener |
| <input type="checkbox"/> Coloured pencils / felt pens | <input type="checkbox"/> Highlighters |
| <input type="checkbox"/> Eraser | <input type="checkbox"/> White out tape |
| <input type="checkbox"/> Glue Stick | <input type="checkbox"/> Small scissors |
| <input type="checkbox"/> Protractor (360°) & compass | <input type="checkbox"/> Small stapler / staples |
| <input type="checkbox"/> Ruler (not metal) | <input type="checkbox"/> Earphones/buds |

➤ **Padlock (for locker) and Key Ring (for locker key)**

We recommend that students purchase a lock with multiple keys, so that one can be kept with Leaders of Wellbeing; however, if students choose not to, or lose their spares, Leaders of Wellbeing reserve the right to remove student locks at any time during the school year. Replacement locks will also be the responsibility of the student.



➤ **Scientific Calculator (Casio or Sharp). *Yr 11 see over.**

➤ ***One exercise book per subject (books with document pockets recommended)**

HOW MANY BOOKS WILL YOU NEED TO START THE YEAR *	THE FOLLOWING ARTICLES ARE <u>NOT</u> PERMITTED AT SCHOOL.
Year 7 9 books <input type="checkbox"/>	 <p style="margin: 0;">Metal Rulers</p> <p style="margin: 0;">Liquid Paper</p> <p style="margin: 0;">Aerosol Sprays</p> <p style="margin: 0;">Permanent Ink Felt Markers</p> <p style="margin: 0;">Black Socks</p>
Year 8 8 books <input type="checkbox"/>	
Year 9 7 books <input type="checkbox"/>	
Year 10 7 books <input type="checkbox"/>	
Year 11 6 books <input type="checkbox"/>	
Year 12 6 books <input type="checkbox"/>	

See over for Specialist Subject/Year Requirements ... (@ 27/02/21)

SPECIALIST SUBJECT/YEAR REQUIREMENTS

SEL (Social & Emotional Learning)	Yr 7–10 – A4 exercise book			
HPE	Sunscreen, change of clothes for prac lessons			
Textiles	Yr7-10 – 1 x A4 display folder			
Visual Art	Yr 7 & 8 – 1 x A4 display folder			
Drama	Black active wear for performances			
Music	Yr 7 – A4 display folder			
Years 7 & 8 Mathematics	<ul style="list-style-type: none"> • 5 x different coloured whiteboard markers • Please ensure subject exercise book is a 96-page exercise book. <i>No notebooks, please.</i> 			
Year 11 Mathematical Methods	<p><u>CASIO GRAPHICS CALCULATORS</u></p> <table style="width: 100%; border: none;"> <tr> <td style="width: 50%; vertical-align: top;"> <ul style="list-style-type: none"> ➤ CFX-9850GC Plus ➤ fx-9860G ➤ fx-9860GAU </td> <td style="width: 50%; vertical-align: top;"> <ul style="list-style-type: none"> ➤ fx-9860GAU Plus ➤ fx-CG20AU ➤ fx-CG50AU </td> </tr> </table>		<ul style="list-style-type: none"> ➤ CFX-9850GC Plus ➤ fx-9860G ➤ fx-9860GAU 	<ul style="list-style-type: none"> ➤ fx-9860GAU Plus ➤ fx-CG20AU ➤ fx-CG50AU
<ul style="list-style-type: none"> ➤ CFX-9850GC Plus ➤ fx-9860G ➤ fx-9860GAU 	<ul style="list-style-type: none"> ➤ fx-9860GAU Plus ➤ fx-CG20AU ➤ fx-CG50AU 			
Hospitality	<p><u>Year 11 & 12 Uniform:</u> Black pants, black polo shirt (items may be purchased from Kmart, Target or similar).</p>	<p><u>Year 10 Uniform:</u> Black leather school shoes for practical classes.</p>		
Engineering	Uniform: Steel capped boots, long sleeved work shirt (blue), long blue work trousers, 96 page, 10mm grid paper			
Furnishing	Black leather school shoes.			
Design & Tech.	Black leather school shoes.			
Business Education	Journal & Three money column book (Year 10 only) Yrs 10 – 12 : Erasable pens – red and blue or black			
Year 7 – Lockers (recommended only)	<p>(a) 2 singles or a 1 vertical multi file (<i>see example below</i>) (b) 5 zippered document/file wallets (<i>see example below</i>)</p> <div style="display: flex; justify-content: space-around; align-items: flex-start;"> <div style="text-align: center;"> <p>(a)</p>  </div> <div style="text-align: center;"> <p>(b)</p>  </div> </div>			

